

STICKER WORLD

ZOO

COLOUR, DRAW AND STICKER!

Fill a buzzing aquarium with colourful fish, design a play area for the gorillas, doodle a new neighbour for the giraffes, and much more! Just add your stickers and drawings to the pages to create the zoo of your dreams.



Warning: Not suitable for children under 36 months. Small parts. Choking hazard.

lonelyplanetkids.com



ISBN 978-1-78701-138-0



UK £5.99; US \$6.99

STICKER WORLD

ZOO

CREATE YOUR
VERY OWN ZOO!

Illustrated by
Aviel Basil

Written by
Becky Wilson

ACKNOWLEDGEMENTS

Commissioned and project managed by Duck Egg Blue
Author: Becky Wilson
Editor: Duck Egg Blue
Designer: Duck Egg Blue
Illustrator: Aviel Basil
Publishing Director: Piers Pickard
Art Director: Andy Mansfield
Commissioning Editor: Catharine Robertson
Print Production: Larissa Frost, Nigel Longuet

Published in February 2018 by Lonely Planet Global Ltd

CRN: 554153
ISBN: 978 1 78701 138 0

www.lonelyplanetkids.com
© Lonely Planet 2018

Printed in Malaysia
10 9 8 7 6 5 4 3 2 1

All rights reserved. No part of this publication may be reproduced, stored in a retrieval system or transmitted in any form by any means, electronic, mechanical, photocopying, recording or otherwise except brief extracts for the purpose of review, without the written permission of the publisher. Lonely Planet and the Lonely Planet logo are trademarks of Lonely Planet and are registered in the US patent and Trademark Office and in other countries.

Although the author and Lonely Planet have taken all reasonable care in preparing this book, we make no warranty about the accuracy or completeness of its content and, to the maximum extent permitted, disclaim all liability from its use.

STAY IN TOUCH
lonelyplanet.com/contact

Lonely Planet Offices

AUSTRALIA The Malt Store, Level 3, 551 Swanston St, Carlton, Victoria 3053 T: 03 8379 8000

IRELAND Unit E, Digital Court, The Digital Hub, Rainsford St, Dublin 8

USA 124 Linden St, Oakland, CA 94607 T: 510 250 6400

UK 240 Blackfriars Rd, London SE1 8NW T: 020 3771 5100



Paper in this book is certified against the Forest Stewardship Council™ standards. FSC™ promotes environmentally responsible, socially beneficial and economically viable management of the world's forests.




WELCOME!

Get ready to design and build your very own zoo.

The word 'zoo' is short for 'zoological garden' or 'zoological park'. Zoos can be wonderful places to learn about animals from around the world, including what they eat, where they live and many more interesting facts.

Write the name of your zoo in this space.



Hi! We're Marco and Amelia. We can't WAIT to help you create your zoo!

What will you call it? I'd name my zoo 'Amelia's Amazing Animal Park'!

Finish the pattern on the gates and create an eye-catching entrance with your felt-tip pens.

Use stickers from the middle of the book to create a poster for your new zoo.

OSTRICH ENCOUNTER

Uh-oh! Some of the pattern has fallen off the ostrich sign. Use your mosaic stickers to repair the picture and make it pretty again.



Ostriches are the largest birds in the world. Even though they can't fly, they are really fast runners.



Use your stickers to add some more ostriches in the pen.



Fill this nest with eggs from your sticker sheet.



TOTALLY TROPICAL

Create a fantastic sky-fari home
for these tropical birds.








Doodle leaves in every tree.

Use felt-tip pens to colour the scene.

Bird Spotter Jotter

Can you spot each of the birds on
this checklist in the big scene?
Use your stickers to put a tick
in each box as you go.

- | | | |
|--------------------------|---|----------|
| <input type="checkbox"/> |  | Toucan |
| <input type="checkbox"/> |  | Macaw |
| <input type="checkbox"/> |  | Hornbill |
| <input type="checkbox"/> |  | Parakeet |
| <input type="checkbox"/> |  | Cockatoo |

COLOURFUL CREATURES

Come rain or shine, the Butterfly Farm is always a tropical paradise.



Butterfly wings are symmetrical, which means they're a mirror image of each other.



Draw more pretty patterns on the wings of these three butterflies.



Use your stickers to add more caterpillars to these leaves.



Can you spot a chrysalis hanging from a leaf?

The chrysalis is where the caterpillar turns into a butterfly.

Can you doodle patterns on these blank butterfly wings to match the ones on the other side?



Wow! These butterflies are beautiful!

Mini Beasts

Use your pens to turn these blobs into ants, bees, worms and spiders.




CAFÉ AND GIFT SHOP

Exploring the zoo is fun but tiring, so make sure you treat your visitors to tasty drinks and snacks in the café. They can also shop for souvenirs in the gift shop.

Colour in these zoo T-shirts.



Stock the shelves by drawing more cuddly toys.



I hope these visitors are hungry!

What are these customers buying? Draw some food on their plates!

Use your stickers to add extra fruit, bread and cupcakes to the stands.



Stickers for page 5

Stickers for pages 38 and 39



Stickers for pages 6 and 7



Stickers for page 40 – and wherever else you like!

